

# Practice Midterm

$$\textcircled{3} \int_{-\infty}^{+\infty} \delta(x) (5x^3 + 4x + 2) dx = \boxed{2}$$

peaked at  $x=0$

$$\int_{-\infty}^{+\infty} \delta(2x) (5x^3 + 4x + 2) dx \cdot \frac{1}{2} dy = \boxed{\frac{2}{7}}$$

peaked at  $x=0$

$y = 2x \implies \frac{5}{7}y^3 + \frac{4}{7}y + 2$


$$\int_{-\infty}^{+\infty} \delta'(x) (5x^3 + 4x + 2) dx = \left. \delta(x) (5x^3 + 4x + 2) \right|_{-\infty}^{+\infty} - \int_{-\infty}^{+\infty} \delta(x) (15x^2 + 4) dx = \boxed{-4}$$

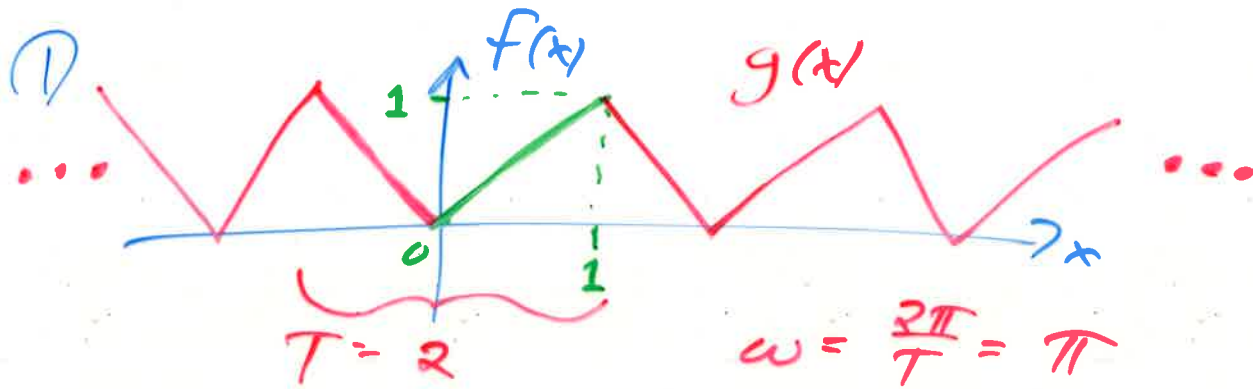
integrate by parts

$$\int_{-2}^{+2} \theta(x-1) (5x^3 + 4x + 2) dx = \int_{x=1}^2 (5x^3 + 4x + 2) dx$$

$$= \left. \frac{5}{4}x^4 + 2x^2 + 2x \right|_{x=1}^2$$

$$= \frac{5}{4}16 + 8 + 4 - \left( \frac{5}{4} + 2 + 2 \right)$$





continuous  $\Rightarrow a_n \propto \frac{1}{n^2}$  = fast convergence.

If discontinuities  $\rightarrow a_n \propto \frac{1}{n}$  slow convergence

$$a_n = \langle \cos(n\omega t) | f(x) \rangle$$

$$= \frac{2}{T} \int_{\text{full period}} \cos(n\omega t) g(x) dx$$

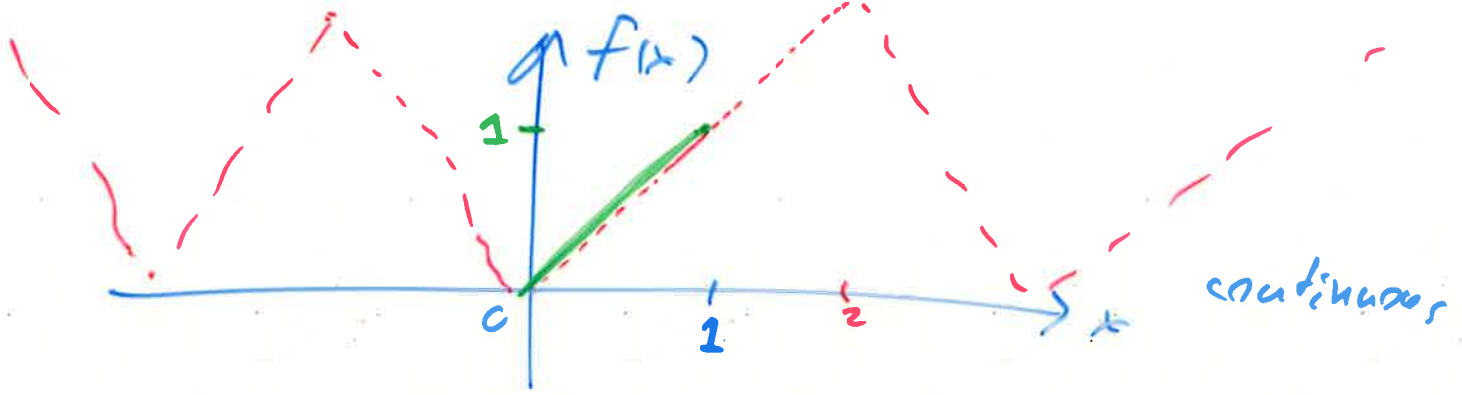
$$= \int_{-1}^{+1} \cos(n\pi x) |x| dx$$

$$= 2 \int_{x=0}^1 \cos(n\pi x) x dx$$

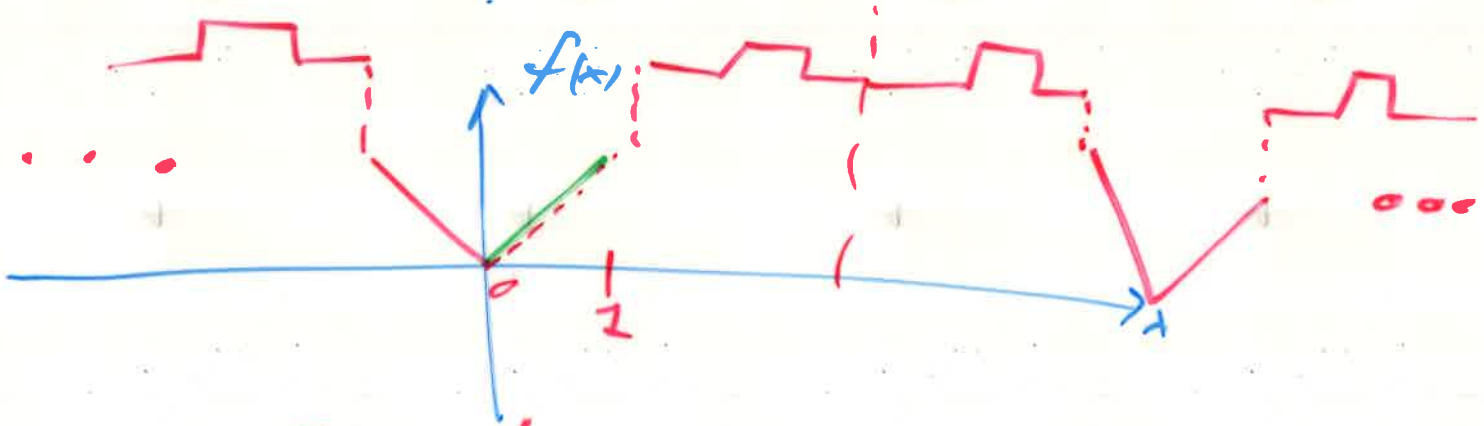
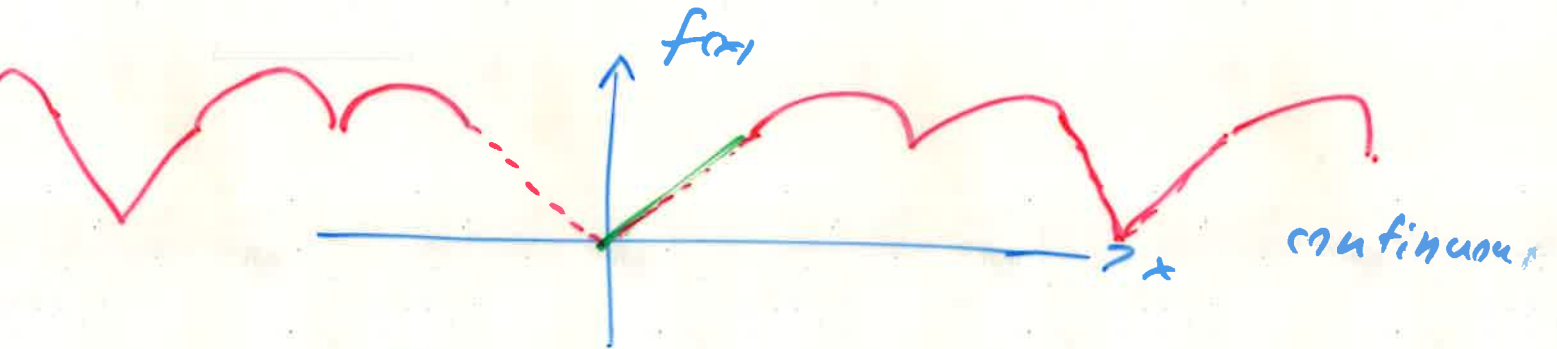
$\frac{a_0}{2}$  is avg =  $\frac{1}{2}$  (prediction)

half of  $a_n$ 's should be zero.

$$a_n \propto \frac{1}{n^2}$$




$$T = 4$$



$$a_n \propto \frac{1}{n}$$

semi-circle



$$b_n \propto \frac{1}{n^2}$$

$$t^2 y''(t) + 4t y'(t) + 2y(t) - t^2 = 0$$

2<sup>nd</sup> order, linear in  $y$ , non-homogeneous, ordinary.  
 standard form:

$$y''(t) + \frac{4}{t} y'(t) + \frac{2}{t^2} y(t) = \cancel{t^2} + 1$$

$$\frac{d^2 y(t)}{dt^2} + \frac{4}{t} \frac{dy(t)}{dt} + \frac{2}{t^2} y(t) = +1$$

Complementary solution

homogeneous:

$$y_c''(t) + \frac{4}{t} y_c'(t) + \frac{2}{t^2} y_c(t) = 0$$

guess:  $y_c = At^n$

$$y_c' = nAt^{n-1}$$

$$y_c'' = n(n-1)At^{n-2}$$

$$n(n-1)At^{n-2} + \frac{4}{t} nAt^{n-1} + \frac{2}{t^2} At^n = 0$$

$$At^{n-2} [n(n-1) + 4n + 2] = 0$$

$$\Rightarrow n^2 + 3n + 2 = 0$$

Particular sol'n

$$y_p(t) = Ct^m$$

$$n = \frac{-3 \pm \sqrt{9-0}}{2} = \frac{-3 \pm 3}{2} \Rightarrow n = -1, -2$$

$$y_c(t) = At^{-1} + Bt^{-2} = \frac{A}{t} + \frac{B}{t^2}$$

$$F(t') = A_0 \delta(t')$$

$$F(t') = B_0 \delta'(t')$$

$$G(t, t') = \frac{1}{m\omega_1} e^{-\beta(t-t')} \sin[\omega_1(t-t')]$$

$$x(t) = \int_{t'=-\infty}^{t'=\infty} F(t') G(t, t') dt'$$

peaked at  $t'=0$

$$= \int_{t'=-\infty}^{t'=\infty} A_0 \delta(t') \frac{1}{m\omega_1} e^{-\beta(t-t')} \sin[\omega_1(t-t')] dt'$$

$$\boxed{\frac{A_0}{m\omega_1} e^{-\beta t} \sin[\omega_1 t] = x(t)}$$

$$x(t) = \int_{t'=-\infty}^{t'=\infty} \frac{B_0}{m\omega_1} \delta'(t') e^{-\beta(t-t')} \sin[\omega_1(t-t')] dt'$$

integrate by parts

$$= - \int_{t'=-\infty}^{t'=\infty} \frac{B_0}{m\omega_1} \delta(t') \frac{d}{dt'} \left\{ e^{-\beta(t-t')} \sin[\omega_1(t-t')] \right\} dt'$$